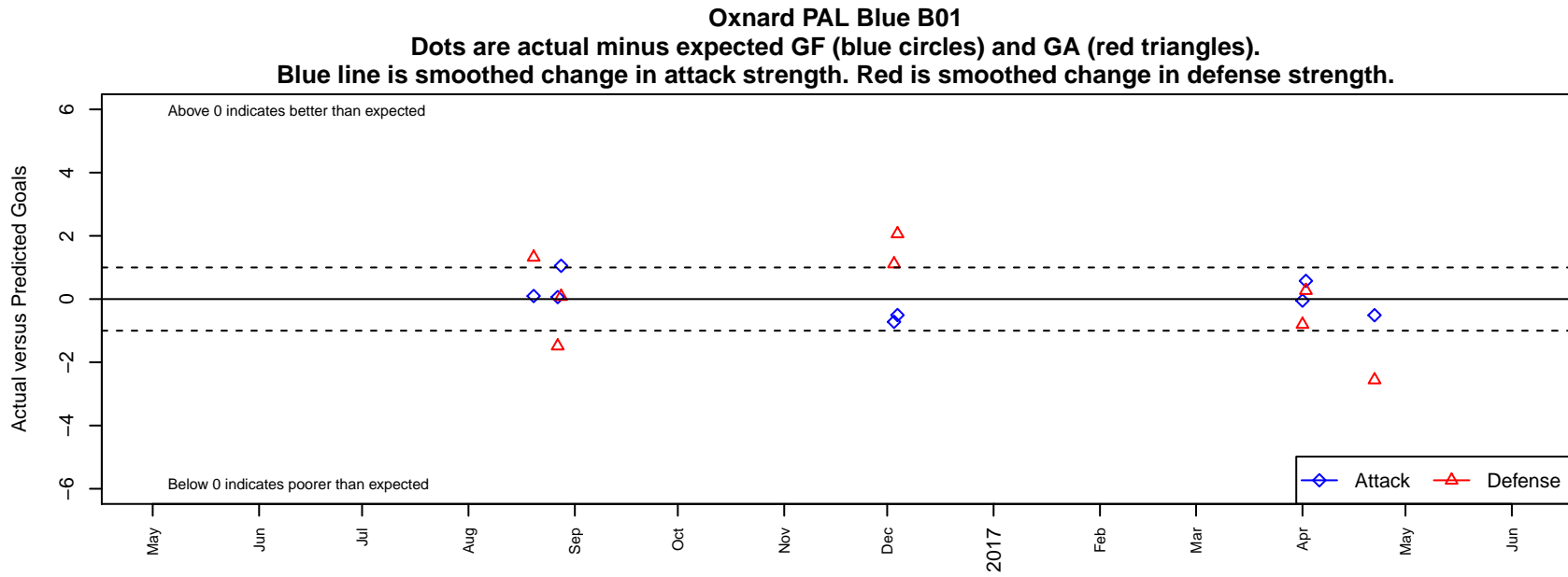


Oxnard PAL Blue B01

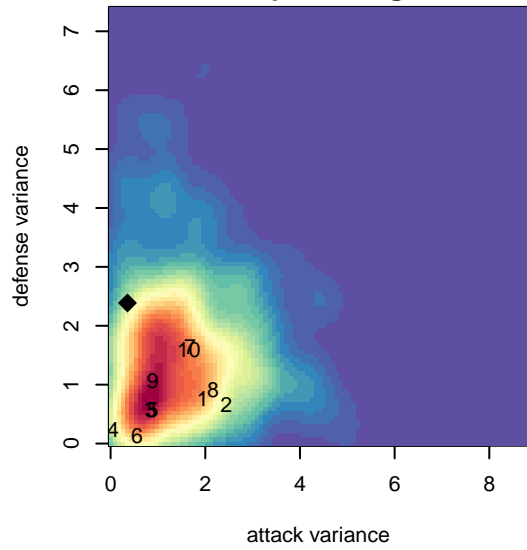
, CAS
B01 total strength=1641
attack=20.98 defense=16.16

alt names used:
Oxnard P.A.L. Blue
Oxnard P.A.L. BlueDisqualified

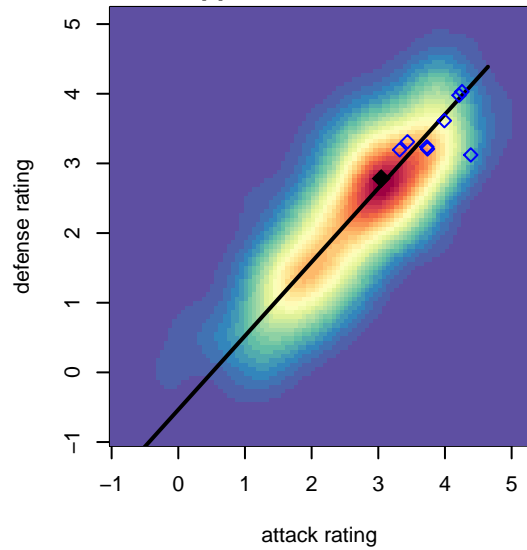
Venues played:
2016 FWRL CAS B01



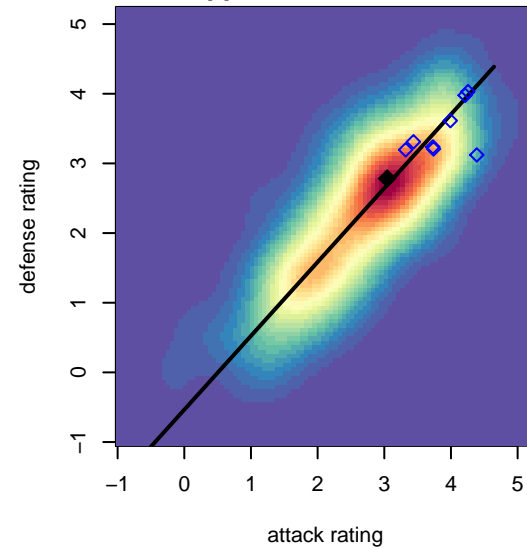
**attack and defense variance (black dot)
relative to other teams
and top 10 in region**



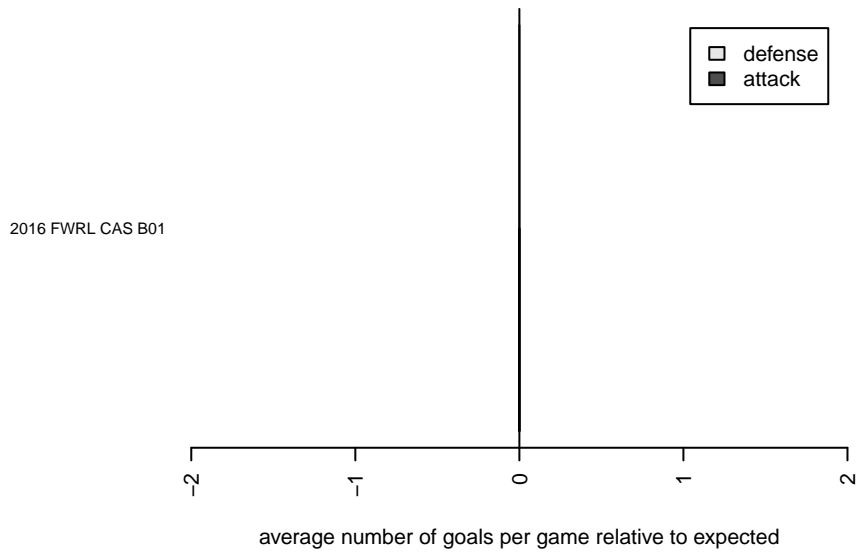
**attack and defense rating
relative to others at age
and all opponents in last 13 months**



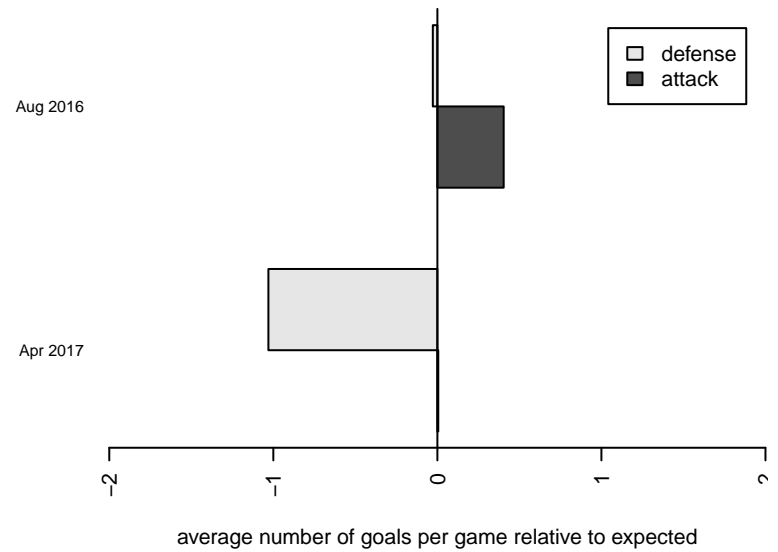
**attack and defense rating
relative to others at age
and all opponents in last 13 months**



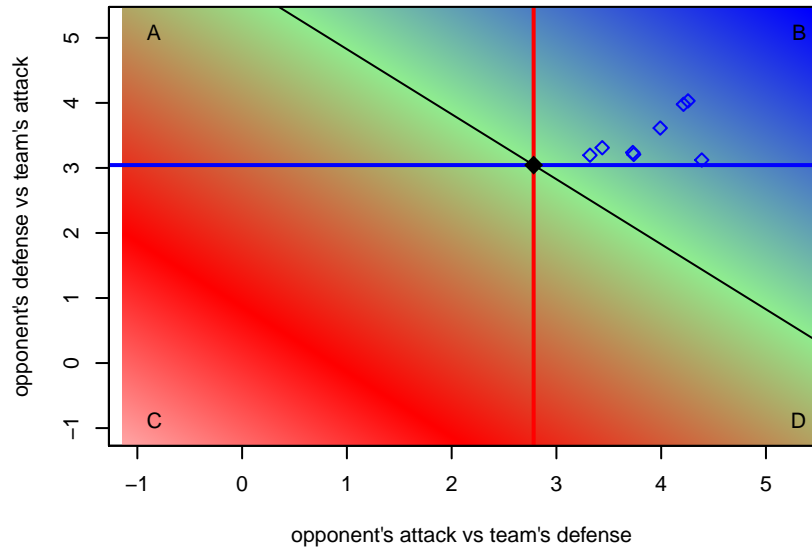
Performance relative to 13 month average



Performance relative to 13 month average



Distribution of opponents
 Red = Lose zone, Blue = Win zone, Green = Even
 Black line separates win/lose zones



lot. A=Neither has attack advantage, B=Opponent has both attack and defense advantage, C=Opponent has both attack and defense disadvantage, D=Both have

date	home		away		venue	pred.home	pred.away
2017-04-22	Oxnard PAL Blue B01	0	Albion SC Academy B01	6	2016 FWRL CAS B01	0.51	3.44
2017-04-02	Oxnard PAL Blue B01	1	San Diego Surf SC Academy I B01	4	2016 FWRL CAS B01	0.42	4.27
2017-04-01	Oxnard PAL Blue B01	1	FC Golden State Academy B01	5	2016 FWRL CAS B01	1.05	4.20
2016-12-04	Oxnard PAL Blue B01	0	West Coast FC B01	1	2016 FWRL CAS B01	0.51	3.06
2016-12-03	Oxnard PAL Blue B01	0	LA Galaxy San Diego Elite B01	1	2016 FWRL CAS B01	0.72	2.11
2016-08-28	Anaheim FC PDA B01	2	Oxnard PAL Blue B01	2	2016 FWRL CAS B01	2.08	0.95
2016-08-27	FRAM Premier B01	3	Oxnard PAL Blue B01	1	2016 FWRL CAS B01	1.51	0.94
2016-08-20	La Esperanza B01	1	Oxnard PAL Blue B01	1	2016 FWRL CAS B01	2.32	0.90